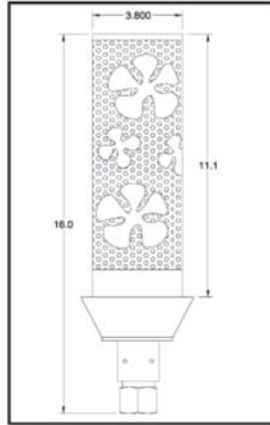
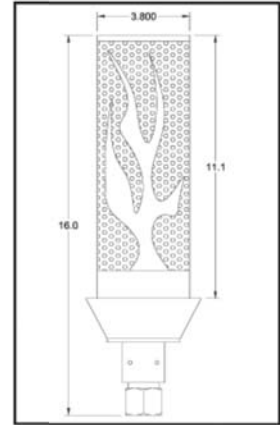


MALAMA SERIES GAS TORCHES



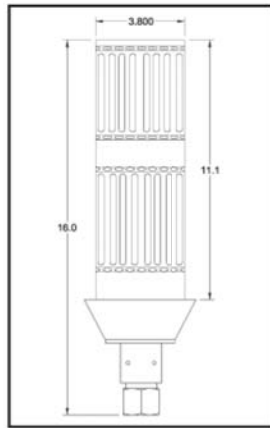
KO-BSP-NG (Natural Gas)
KO-BSP-LP (Propane Gas)

"Flower"



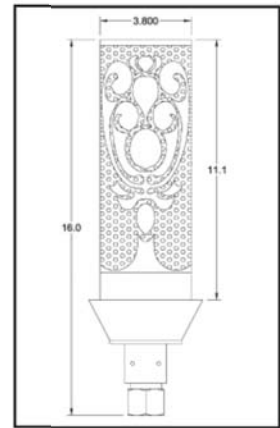
KO-BSB-NG (Natural Gas)
KO-BSB-LP (Propane Gas)

"Bird of Paradise"



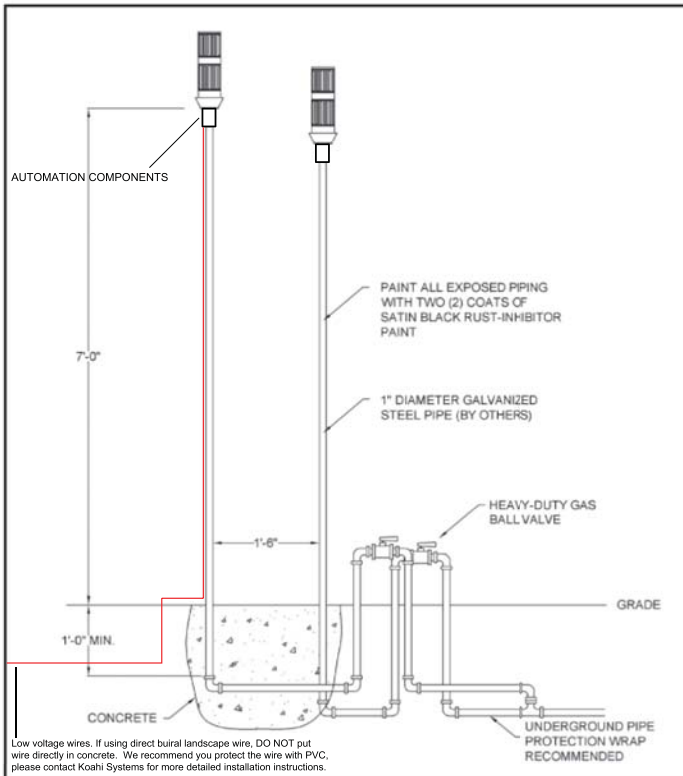
KO-BSO-NG (Natural Gas)
KO-BSO-LP (Propane Gas)

"Bamboo"



KO-BSWA-NG (Natural Gas)
KO-BSWA-LP (Propane Gas)

"Waratah Flower"



CONSTRUCTION

Gas Fittings: All brass except for perforated stainless steel screen.
Decorative Cylinder/Base: Stainless Steel, 26 ga.

GAS USAGE

(Natural Gas) Uses 22,500 BTUs per hour at a 7" water column.

(Propane Gas) Uses 14,600 BTUs per hour at an 11" water column.

INSTALLATION

Adapter: 1" brass adapter has standard female pipe threads for connection to a 1" (NPT) male pipe thread.

Valve: 1" brass shut-off valve included.

IGNITION

Automated hot surface ignitor, powered by 24vac

LISTING

CSA/AGA Design Certified #190030-1711907



*always check with local codes prior to installation.



Phone: 808-263-5717 • Fax: 808-263-7961
www.BeachsideLighting.com

KOAH
I

TECHNOLOGY TO FIRE

P.O. Box 437281, Kamuela, HI 96743
Phone: 808.792.7081, Fax: 888.275.3575
<http://www.koahi.com>